




Sandalwood

STAINS



Natural




Sandalwood




Chestnut



Java

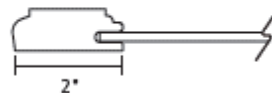


Biscotti



Smoke

Detail of Door Stile/Rail



PRINCETON

WOOD SPECIES

Oak

HINGES

Concealed

OVERLAY

Half (with 1 1/8" top reveal)

STILES AND RAILS

2" Wide

DOOR CONSTRUCTION

Solid oak door frame with mortise and tenon assembly. Oak veneer flat center panel

DRAWER FRONT CONSTRUCTION

Solid oak slab



Macchiato

PAINTS (Add 15%)

White Icing

Linen

Chai Latte

Macchiato

Frappe

Celeste

Eucalyptus

Sea Salt

Detail of Door Stile/Rail



CONCORD

WOOD SPECIES

Paint Grade

HINGES

Concealed

OVERLAY

Half (with 1 1/8" top reveal)

STILES AND RAILS

2" Wide

DOOR CONSTRUCTION

MDF door frame with mortise and tenon assembly.
MDF flat center panel


DRAWER FRONT CONSTRUCTION

Solid MDF slab




Natural

STAINS



Detail of Door Stile/Rail



CONCORD

WOOD SPECIES

Maple

HINGES

Concealed

OVERLAY

Half (with 1 1/8" top reveal)

STILES AND RAILS

2" Wide

DOOR CONSTRUCTION

Solid maple door frame with mortise and tenon assembly. Maple veneer flat center panel

DRAWER FRONT CONSTRUCTION

Solid maple slab

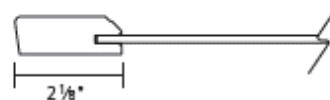


Celeste

PAINTS (Add 15%)

White Icing	Linen	Chai Latte
Macchiato	Frappe	Celeste
Eucalyptus	Sea Salt	

Detail of Door Stile/Rail



HAYDEN

WOOD SPECIES

Paint Grade

HINGES

Concealed

OVERLAY

Half (with 1 1/8" top reveal)

STILES AND RAILS

2 1/8" Wide

DOOR CONSTRUCTION

MDF door frame with mortise and tenon assembly.
MDF flat center panel

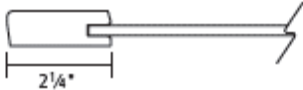
DRAWER FRONT CONSTRUCTION

Solid MDF slab

PAINTS (Add 15%)

White Icing	Linen	Chai Latte
Macchiato	Frappe	Celeste
Eucalyptus	Sea Salt	

Detail of Door Stile/Rail



*

WALSH

WOOD SPECIES

Paint Grade

HINGES

Concealed

OVERLAY

Half (with 1 1/8" top reveal)

STILES AND RAILS

2 1/4" Wide

DOOR CONSTRUCTION

MDF door frame with mortise and tenon assembly.
MDF flat center panel

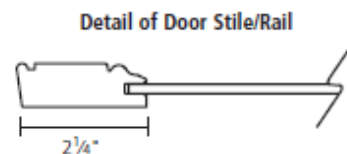

DRAWER FRONT CONSTRUCTION

Solid MDF slab
*Optional five piece drawer front available



Suede

STAINS



WINFIELD

WOOD SPECIES

Maple

HINGES

Concealed

OVERLAY

Half Overlay (with 1 1/8" top reveal)

STILES AND RAILS

2 1/4" Wide


DOOR CONSTRUCTION

Solid maple door frame with miter construction.
Maple veneer flat center panel

DRAWER FRONT CONSTRUCTION

Solid maple slab

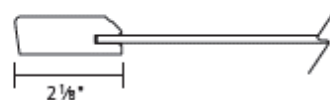
STAINS



UPGRADED STAIN (Add 5%)



Detail of Door Stile/Rail



HAYDEN

WOOD SPECIES

Maple

HINGES

Concealed

OVERLAY

Half Overlay (with 1 1/8" top reveal)

STILES AND RAILS

2 1/8" Wide

DOOR CONSTRUCTION


Solid maple door frame with mortise and tenon assembly. Maple veneer flat center panel

DRAWER FRONT CONSTRUCTION

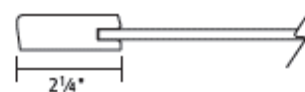
Solid maple slab

Biscotti

STAINS



Detail of Door Stile/Rail



Canyon Bluff

WALSH

WOOD SPECIES

Maple

HINGES

Concealed

OVERLAY

Half Overlay (with 1 1/8" top reveal)

STILES AND RAILS

2 1/4" Wide

DOOR CONSTRUCTION

Solid maple door frame with mortise and tenon assembly. Maple veneer flat center panel

DRAWER FRONT CONSTRUCTION

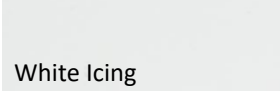

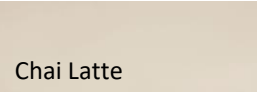
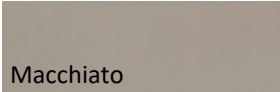

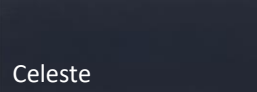


Solid maple slab

*Optional five piece drawer front available



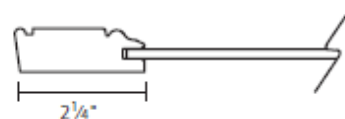
White Icing

PAINTS (Add 15%)

 White Icing	 Linen	 Chai Latte
 Macchiato	 Frappe	 Celeste
 Eucalyptus	 Sea Salt	

*

Detail of Door Stile/Rail



WINFIELD

WOOD SPECIES

Paint Grade

HINGES

Concealed

OVERLAY

Half Overlay (with 1 1/8" top reveal)

STILES AND RAILS

2 1/4" Wide

DOOR CONSTRUCTION

Solid hardwood door frame with spline miter construction. May receive MDF flat center panel

DRAWER FRONT CONSTRUCTION

Solid wood slab

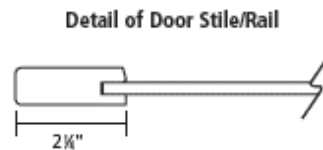


Linen

PAINTS (Add 15%)

White Icing	Linen	Chai Latte
Macchiato	Frappe	Celeste
Eucalyptus	Sea Salt	

HIGHLIGHT FINISHES (Add 15%)



LANCASTER

WOOD SPECIES

Paint Grade

HINGES

Concealed

OVERLAY

Semi Overlay (with 1 1/8" top reveal)

STILES AND RAILS

2 1/4" Wide

DOOR CONSTRUCTION

MDF door frame with mortise and tenon assembly.
MDF flat center panel


DRAWER FRONT CONSTRUCTION

Solid MDF slab

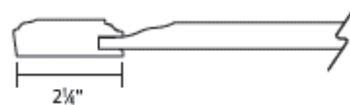
*Optional five piece drawer front available

Drawer front styling varies based on drawer height

STAINS



Detail of Door Stile/Rail



MAPLE CREST

WOOD SPECIES

Maple

HINGES

Concealed

OVERLAY

Half (with 1 1/8" top reveal)

STILES AND RAILS

2 1/4" Wide

DOOR CONSTRUCTION


Solid maple door frame with mortise and tenon assembly. Maple veneer raised center panel

DRAWER FRONT CONSTRUCTION

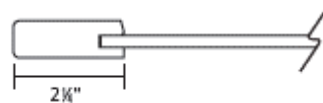
Solid maple slab

Java

STAINS



Detail of Door Stile/Rail



Smoke

LANCASTER

WOOD SPECIES

Maple

HINGES

Concealed

OVERLAY

Semi Overlay (with 1 1/8" top reveal)

STILES AND RAILS

2 1/4" Wide

DOOR CONSTRUCTION

Solid maple door frame with mortise and tenon assembly. Maple veneer flat center panel

DRAWER FRONT CONSTRUCTION

Solid maple slab

*Optional five piece drawer front available



Macchiato

PAINTS (Add 15%)

White Icing	Linen	Chai Latte
Macchiato	Frappe	Celeste
Eucalyptus	Sea Salt	

Detail of Door Stile/Rail



CONCORD

WOOD SPECIES

Paint Grade

HINGES

Concealed

OVERLAY

Half (with 1 1/8" top reveal)

STILES AND RAILS

2 1/4" Wide

DOOR CONSTRUCTION

Solid hardwood door frame with spline miter construction. May receive MDF raised center panel

DRAWER FRONT CONSTRUCTION

Solid wood slab



Linen (Shown with 5 Piece Drawer Front)

PAINTS (Add 15%)

White Icing	Linen	Chai Latte
Macchiato	Frappe	Celeste
Eucalyptus	Sea Salt	

Detail of Door Stile/Rail



FRISCO

WOOD SPECIES

Paint Grade

HINGES

Concealed

OVERLAY

Semi Overlay (with 1 1/8" top reveal)

STILES AND RAILS

2 1/2" Wide

DOOR CONSTRUCTION

MDF door frame with mortise and tenon assembly.
MDF flat center panel

DRAWER FRONT CONSTRUCTION

Solid MDF slab

*Optional five piece drawer front available

Drawer front styling varies based on drawer height

PRICING GROUP

Price Group 4



PAINTS (Add 15%)

White Icing	Linen	Chai Latte
Macchiato	Frappe	Celeste
Eucalyptus	Sea Salt	

Detail of Profile



HAXTON

WOOD SPECIES

Paint Grade

HINGES

Concealed

OVERLAY

Semi Overlay (with 1 1/8" top reveal)





DOOR CONSTRUCTION

One piece MDF construction and slab appearance

DRAWER FRONT CONSTRUCTION

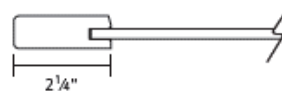
One piece MDF construction and slab appearance

STAINS



Natural

Detail of Door Stile/Rail



SAN PEDRO

WOOD SPECIES

Knotty Alder

HINGES

Concealed

OVERLAY

Semi Overlay (with 1 1/8" top reveal)

STILES AND RAILS

2 1/4" Wide



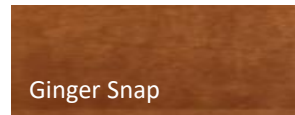


DOOR CONSTRUCTION

Solid knotty alder door frame with mortise and tenon assembly. Knotty alder veneer flat center panel


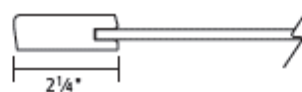
DRAWER FRONT CONSTRUCTION

Solid knotty alder slab

STAINS



Detail of Door Stile/Rail



Java

WALSH

WOOD SPECIES

Cherry

HINGES

Concealed

OVERLAY

Half Overlay (with 1 1/8" top reveal)

STILES AND RAILS

2 1/4" Wide

DOOR CONSTRUCTION

Solid cherry door frame with mortise and tenon assembly. Cherry veneer flat center panel

DRAWER FRONT CONSTRUCTION


Solid cherry slab

*Optional five piece drawer front available

PRICING GROUP

Price Group 4

STAINS



Detail of Door Stile/Rail



Canyon Bluff

FRISCO

WOOD SPECIES

Maple

HINGES

Concealed

OVERLAY

Semi Overlay (with 1 1/8" top reveal)

STILES AND RAILS

2 1/2" Wide

DOOR CONSTRUCTION

Solid maple door frame with mortise and tenon assembly. Maple veneer flat center panel

DRAWER FRONT CONSTRUCTION

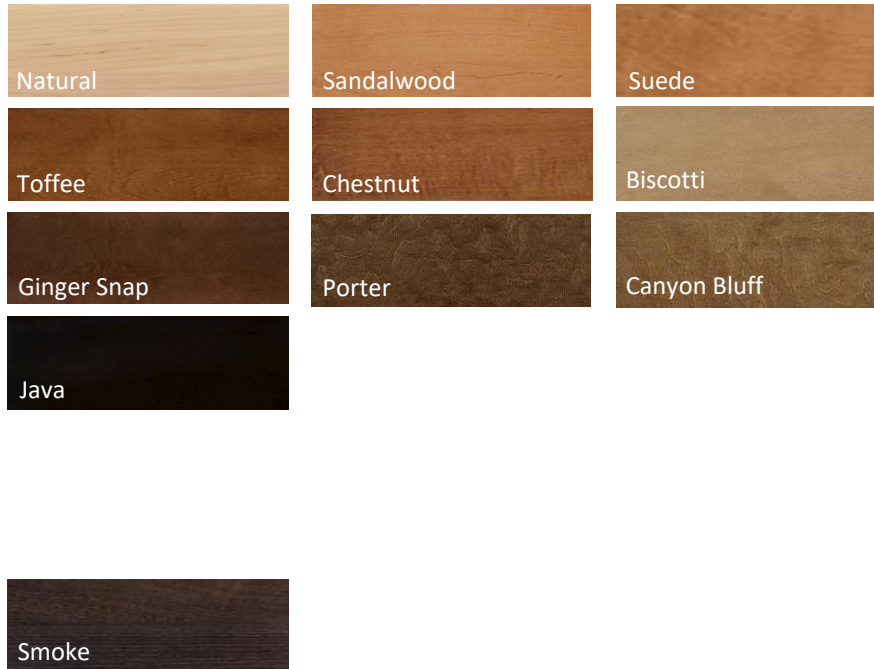
Solid maple slab

*Optional five piece drawer front available Drawer front styling varies based on drawer height


PRICING GROUP

Price Group 5

STAINS



Detail of Door Profile



Suede

WARRICK

WOOD SPECIES

Maple

HINGES

Concealed

OVERLAY

Semi Overlay (with 1 1/8" top reveal)



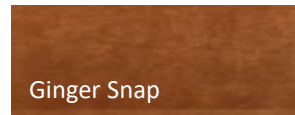


DOOR CONSTRUCTION

Maple veneer adhered to engineered material core and edge banded on all sides. Slab design with vertical grain direction.


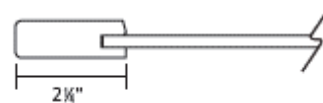
DRAWER FRONT CONSTRUCTION

Maple veneer adhered to engineered material core and edge banded on all sides. Slab design with vertical grain direction.

STAINS



Detail of Door Stile/Rail



Ginger Snap

LANCASTER

WOOD SPECIES

Cherry

HINGES

Concealed

OVERLAY

Semi Overlay (with 1 1/8" top reveal)

STILES AND RAILS

2 1/4" Wide

DOOR CONSTRUCTION

Solid cherry door frame with mortise and tenon assembly. Cherry veneer flat center panel

DRAWER FRONT CONSTRUCTION


Solid cherry slab

*Optional five piece drawer front available



Chestnut

STAINS



Detail of Door Stile/Rail



BRADFORD

WOOD SPECIES

Maple

HINGES

Concealed

OVERLAY

Semi Overlay

STILES AND RAILS

2 1/2" Wide

DOOR CONSTRUCTION

Solid maple door frame with mortise and tenon assembly. Maple veneer raised center panel

DRAWER FRONT CONSTRUCTION


Solid maple slab

*Optional five piece drawer front available Drawer front styling varies based on drawer height



Ginger Snap

STAINS



Detail of Door Stile/Rail



CAMELOT

WOOD SPECIES

Maple

HINGES

Concealed

OVERLAY

Semi Overlay (with 1 1/8" top reveal)

STILES AND RAILS

2 15/16" Wide

DOOR CONSTRUCTION

Solid maple door frame with miter construction.
Maple veneer flat center panel


DRAWER FRONT CONSTRUCTION

Solid maple slab with matching beaded design
routed into the face

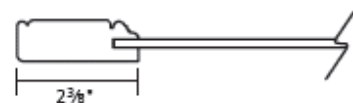
PRICING GROUP

Price Group 6

STAINS



Detail of Door Stile/Rail



Toffee

MARION

WOOD SPECIES

Maple

HINGES

Concealed

OVERLAY

Semi Overlay (with 1 1/8" top reveal)

STILES AND RAILS

2 3/8" Wide

DOOR CONSTRUCTION

Solid maple door frame with spline miter construction. Maple veneer flat center panel

DRAWER FRONT CONSTRUCTION

Solid maple slab



Frappe

PAINTS (Add 15%)

White Icing

Linen

Chai Latte

Macchiato

Frappe

Celeste

Eucalyptus

Sea Salt

Detail of Door Stile/Rail



BRADFORD

WOOD SPECIES

Paint Grade

HINGES

Concealed

OVERLAY

Semi Overlay

STILES AND RAILS

2 1/2" Wide

DOOR CONSTRUCTION

Solid hardwood door frame with mortise and tenon assembly. May received MDF center panel

DRAWER FRONT CONSTRUCTION

Solid hardwood slab

*Optional five piece drawer front available Drawer front styling varies based on drawer height



White Icing

PAINTS (Add 15%)

White Icing	Linen	Chai Latte
Macchiato	Frappe	Celeste
Eucalyptus	Sea Salt	

* Cocoa Highlight available on Linen and White Icing only

Detail of Door Stile/Rail



CAMELOT

WOOD SPECIES

Paint Grade

HINGES

Concealed

OVERLAY

Semi Overlay (with 1 1/8" top reveal)

STILES AND RAILS

2 15/16" Wide

DOOR CONSTRUCTION

Solid hardwood door frame with miter construction. May receive MDF center panel

DRAWER FRONT CONSTRUCTION

Solid hardwood slab with matching beaded design routed into the face



Chai Latte (Shown with Ebony Highlight)

PAINTS (Add 15%)

White Icing

Linen

Chai Latte

Macchiato

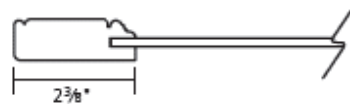
Frappe

Celeste

Eucalyptus

Sea Salt

Detail of Door Stile/Rail



MARION

WOOD SPECIES

Paint Grade

HINGES

Concealed

OVERLAY

Semi Overlay (with 1 1/8" top reveal)

STILES AND RAILS

2 3/8" Wide

DOOR CONSTRUCTION

Solid hardwood door frame with miter construction. May receive MDF flat center panel


DRAWER FRONT CONSTRUCTION

Solid hardwood slab

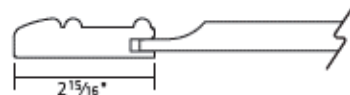


Natural

STAINS



Detail of Door Stile/Rail



MODESTO

WOOD SPECIES

Maple

HINGES

Concealed

OVERLAY

Semi Overlay (with 1 1/8" top reveal)

STILES AND RAILS

2 15/16" Wide

DOOR CONSTRUCTION

Solid maple door frame with miter construction, featuring 'beaded picture frame' design. Maple veneer raised center panel

DRAWER FRONT CONSTRUCTION

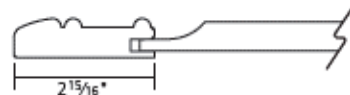
Solid maple slab with matching beaded design routed into the face



PAINTS (Add 15%)

White Icing	Linen	Chai Latte
Macchiato	Frappe	Celeste
Eucalyptus	Sea Salt	

Detail of Door Stile/Rail



Macchiato (Shown with Ebony Highlight)

MODESTO

WOOD SPECIES

Paint Grade

HINGES

Concealed

OVERLAY

Semi Overlay (with 1 1/8" top reveal)

STILES AND RAILS

2 15/16" Wide

DOOR CONSTRUCTION

Solid hardwood door frame with miter construction, featuring 'beaded picture frame' design. May receive MDF raised center panel

DRAWER FRONT CONSTRUCTION

Solid hardwood slab with matching beaded design routed into the face